



Nakashibetsu Town

# Disaster Prevention Brochure for Non-Japanese Residents

English version

Read this brochure and...


Be prepared!



Disaster prevention mascot character, "Kikibo", the hooded potato

Published April 2022

# Disasters in Japan 1



## Earthquake and Tsunami


### Earthquake

When an earthquake happens the ground shakes.

Japan has many earthquakes.


#### [ What to do at home ]

- ▶ First, hide under tables or desks to protect your head and body.
- ▶ Start moving after the ground stops shaking.
- ▶ Make sure to put on shoes or slippers to protect your feet.
- ▶ In order to prevent fire, extinguish all flames and switch off the breaker.
- ▶ Open windows and doors to secure exits.
- ▶ Do not run outside right away.



#### [ What to do when outside ]

- ▶ Get away from buildings.
- ▶ Protect your head with your bag or books.
- ▶ When driving, stop your car on the left side of the road.
- ▶ Leave the key in your car and run.



### Tsunami

Very high and very fast tsunami could come after an earthquake.

- ▶ Tsunami can wash away buildings and cars and are very dangerous.
- ▶ If you are near the ocean or a river, get away immediately, and run as far away as possible, or to higher ground.



# Disasters in Japan 2



## Typhoon, flooding, landslides and snow disasters

**Typhoon** Very strong wind blows. A lot of rain falls.

### [ Things to be careful of when a typhoon hits ]

- ▶ Do not go outside.
- ▶ Ocean, rivers and mountains will be dangerous when there is a lot of water. Keep away from these places.
- ▶ Keep things that could be blown away by strong wind inside the house.
- ▶ Strong wind could break the glass in windows, so stay away from them.



**Flooding** When heavy rain falls, rivers could overflow.

- ▶ Do not go near rivers, because they could overflow.
- ▶ Water could flow into roads or inside your house.
- ▶ If the water becomes ankle-deep, it may become difficult to walk.



**Landslide** Soil and rocks from the mountain may come falling down.

- ▶ After a heavy rain, typhoon, or earthquake, a landslide could happen. Stay away from cliffs.



**When river water/rain/soil overflows on to the road or into your house.**

- ▶ If it is hard to walk on the road, run to a higher floor of a building.
- ▶ Run to a room on the second floor or higher and away from cliffs.



**Snow Disaster** Strong wind and heavy snowfall.

- ▶ Try not to go outside until the snow and wind stop.
- ▶ Make sure the exhaust pipe of the car and the air supply/exhaust opening of the heating unit are not blocked by snow.



# Run to a safe place!



**"Evacuation" means "to run to a safe place."**


**[ Evacuate if the following happens. ]**

- ▶ When the house is destroyed.
- ▶ When you feel staying home is dangerous.



## About Evacuation Shelter (Place to run to)

- ▶ The place to evacuate to is called Evacuation Shelter.
- ▶ You can stay overnight in an evacuation shelter.
- ▶ You will live together with a lot of other people.
- ▶ You need to obey the rules at the evacuation shelter.
- ▶ Everyone needs to help each other.



## Look up the evacuation shelters near you.

You can look up the evacuation shelters of your town on the town's website. Be sure to write down the name of the nearest shelter to you.

QR code for  
Nakashibetsu  
Town Website



### Nearest Evacuation Shelter

● Remember the symbols of places to run (evacuate) to.

#### Temporary Evacuation Shelter (outdoor)



The first place you can run to when disaster hits. It is a wide open space such as park, school, or athletic field.

#### Designated Emergency Evacuation Shelter (Outdoor)



This is a temporary evacuation shelter with a designated evacuation shelter. It is in a wide open space such as school or athletic field.


#### Designated Evacuation Shelter (Indoor)



This is a place people can go when their houses are destroyed or in danger. Water and food are provided.



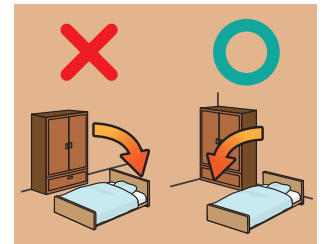
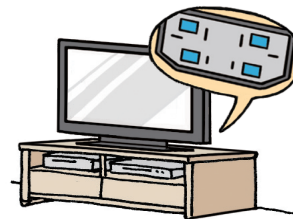

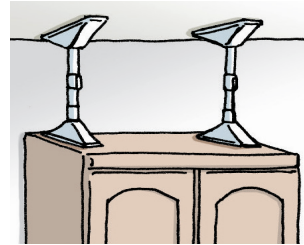
# Preparation Before a Disaster 1



## Things to do before an earthquake hits.

### Inside the House

- Fix furniture so that dressers and bookshelves do not fall down.
- Put nonslip rubber under the TV to prevent from falling.
- Put safety film on window panes to prevent shattered glass from scattering.
- Do not place big pieces of furniture near where you sleep.
- Do not place your bed near a window.



### Outside the House.

- Check brick wall fences to see if there is any damages.
- Keep the area around the entrance of your house clear of items for easy evacuation.



## Things to do before a typhoon, flooding, or landslide hit.

### Inside the House

- Put safety film or protective tape on window panes.



### Outside the House.

- Put things such as laundry poles or flower pots inside the house.  
When strong winds blow, things on your balcony or outside the house can be blown away.
- Clear gutters and drains.  
Gutters and drains could overflow with heavy rain. Clear them beforehand.



# Preparation Before a Disaster 2



## Things to carry with you when evacuating (Emergency Take-out Articles)



- Keep things in the backpack to free both hands.
- \* Backpack: For storing and carrying things on your back.
- Keep things to the weight you can carry.



☐ Passport



☐ Flashlight



☐ Radio



☐ Batteries



☐ Thick gloves



☐ Everyday medicine



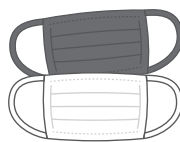
☐ Tissue papers



☐ Clothes and underwear



☐ Valuables



☐ Masks




☐ Water



☐ Emergency food



☐ Whistle



☐ Towels



☐ Writing material



☐ Paper diapers



☐ Milk

## Things to always have a stock of (Stock Pile)

- Electricity, gas, and water supply to your house may stop.
- Toilets may be out of use due to damage to the sewer.
- Be prepared to continue living in your house.

Number of your family members x 3L x 7 days



☐ Water (enough for 7 days)




☐ Food (enough for 7 days)



☐ Portable stove



☐ Portable toilet



☐ Toilet paper

# About Disaster Information



## When You Need Information on Earthquake and Typhoon



iOS

Android

### Safety tips

Handy app for getting disaster information in Japan.



iOS

Android

### Japan Official Travel App

Handy app for sightseeing in Japan. Useful during disasters, too.



iOS

Android

### NHK WORLD-JAPAN

Provides NHK news. Also provides emergency information on earthquake and tsunami.



For Website

▶▶ <https://www.data.jma.go.jp/multi/index.html?lang=en>

### Meteorological Agency Disaster Information

Provides information on weather and disaster prevention-related issues including weather, earthquake, tsunami, volcano and oceans.

## When Communication is Difficult



### Multilingual Voice Translation App VoiceTra

Translates what you say into a different language.

Provided by: National Institute of Information and Communication Technology (NICT)



For Download  
▶▶



iOS



Android

For Website

▶▶ <http://voicetra.nict.go.jp/>

## Incidents and Accidents

### Police



Telephone  
number

# 110

## Fire, Emergency and Rescue

### Fire Dept.



Telephone  
number

# 119

## Where to Find Help When in Trouble

**Nakashibetsu  
Town Office**

2-22 Maruyama Nakashibetsu-cho Shibetsu-gun Hokkaido  
TEL **0153-73-3111** FAX **0153-73-5333**